BIAX

Hartmetallwerkzeuge

# TUNGSTEN CARBIDE TOOLS

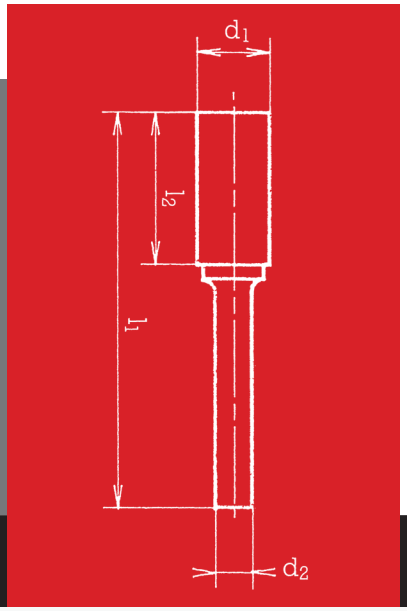


Tough • Consistent • Proven

MADE IN GERMANY



www.biax.de | 001 580 647

Production hall, Maulbronn plant

**For over 100 years, Schmid & Wezel has striven to provide the highest level of precision, quality and collaborative ethos.**

The four divisions of the company include BIAX pneumatic and electric tools, BIAX flexible shafts, BIAX carbide tools and EFA meat processing machinery. These are all manufactured in three state-of-the-art production facilities situated in Germany and Switzerland.

And when it comes to product quality, Schmid & Wezel is the market leader, not least thanks to the high level of vertical integration (up to 90%).

Sustainable customer satisfaction is our goal and the most important driving force for continuous innovation and quality. The strengths of Schmid & Wezel are in providing tailored solutions in high product quality and personalised customer support.

Schmid & Wezel is ISO certified:



BIAX Maulbronn

BIAX Hilsbach

BIAX Thayngen (Switzerland)

**Content**


| | | |
|---|---|---|
| **01** | Types and applications | 4 |
| **02** | Explanation of the cuts | 5 |
| **03** | Coatings overview | 6 |
| **04** | Application and safety informations | 7 |
| **05** | Cutting data table | 8 |
| **06** | Speed diagramm | 9 |
| **07** | Carbide burrs TCA - Cylindrical without end cut | 10 |
| **08** | Carbide burrs TCB - Cylindrical with end cut | 11 |
| **09** | Carbide burrs TCC - Cylindrical shape, round nose | 12 |
| **10** | Carbide burrs TCD - Ball shape | 13 |
| **11** | Carbide burrs TCE - Oval shape | 14 |
| **12** | Carbide burrs TCF - Flame shape | 15 |
| **13** | Carbide burrs TCG - Arch shape, round nose | 16 |
| **14** | Carbide burrs TCH - Arch shape, pointed nose | 17 |
| **15** | Carbide burrs TCI - Conical shape, pointed nose | 18 |
| **16** | Carbide burrs TCK - Conical shape, round nose | 19 |
| **17** | Carbide burrs TCL - Conical shape 60° | 20 |
| **18** | Carbide burrs TCM - Conical shape 90° | 21 |
| **19** | Carbide burrs TCN - Conical shape, inverted | 22 |
| **20** | Carbide burrs TCO - Deburring shape | 22 |
| **21** | Solid carbide burrs for contour deburring machines | 23 |
| **22** | Special burrs | 23 |
| **23** | Cut 63 PERFORMANCE | 24 |
| **24** | Cut 14 PERFORMANCE | 25 |
| **25** | Cut 16 - Composite | 25 |
| **26** | Rotary burrs sets | 26-27 |

## **01** Types and applications

**TCA** 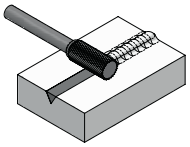 P.10 

**TCB** 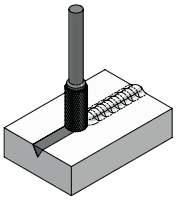 P.11 

**TCC** 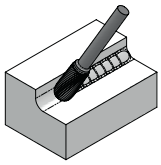 P.12 

**TCD** 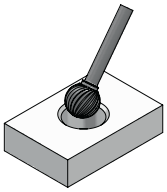 P.13 

**TCE** 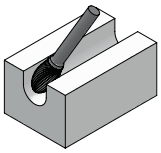 P.14 

**TCF** 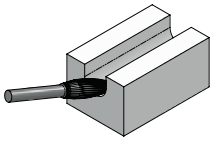 P.15 

**TCG** 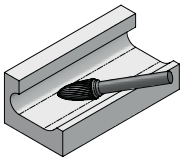 P.16 

**TCH** 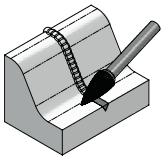 P.17 

**TCI** 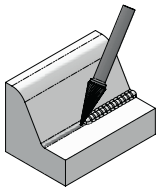 P.18 

**TCK** 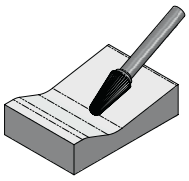 P.19 

**TCL** 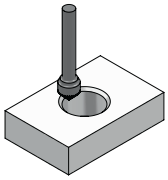 P.20 

**TCM** 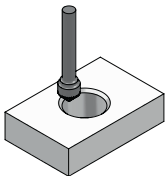 P.21 

**TCN** 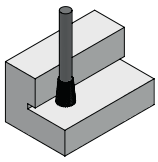 P.22 

**TCO** 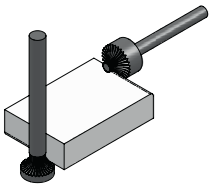 P.22 

**Burrs standardised according to DIN 8033**

# **02** Explanation of the cuts

| | Cut | Description | Material to be processed | Cutting speed |
|---|---|---|---|---|
|  | **2**<br>**coarse single cut** | Cut 2 is a coarse single cut, which allows a **high chip removal** and still achieves a **good surface finish**. | Light metals, thermoplastic plastics, steels **up** to 500 N/mm² tensile strength, non-ferrous metals, steels with high strength, heat resistant steels | 200 m/min.<br>400 m/min.<br>450–600 m/min. |
|  | **3**<br>**medium single cut** | Cut 3 is the perfect selection when it comes to **smoothing and finishing welding seams**, as well as being suited for finishing work. | Steels **above** 500 N/mm² tensile strength, cast steel and similar materials | 600–900 m/min. |
|  | **5**<br>**fine single cut** | This cut has a **higher number of finer teeth**, which makes the burr less aggressive, runs very smoothly and produces a **higher quality surface finish**. | Steel, cast iron, stainless steels, hardened steels up to 65 HRC, high strength materi-als, titanium, superalloys | 350–450 m/min. |
|  | **63**<br>**Cross cut** | The very popular and long-proven cross cut from BIAX stands out with **high material removal and smooth guidance** on the work-pieces.<br>Universally applicable - you can **use this cut with almost all materials**, but it shows its full performance in the machining of **cast parts**. The chip chambers and chip breakers ensure good chip evacuation. The stable cutting geometry and high number of cutting edges make this **robust and easy to guide**, even on harder materials. It is perfect for **roughing operations**, but also produces a **good surface finish** for finer machining operations. | Steel, Hardened steels, Materials of high strength, welding seams, gray cast iron, cast iron, heat resistant steels, titanium, steels above 500 N/mm2 tensile strength, stainless steels, hardened and high-alloy chromium-nickel steels, fiber composites | 350–450 m/min.<br>450–600 m/min.<br>600–900 m/min. |
|  | **63 - PERFORMANCE**<br>**Cross cut with coating** | Should the case arise that you are **dealing with difficult-to-machine stainless steels, heat-treatable steels or similar**, there is the possibility to provide the already strong 63 cut with a special coating. **This increases the tool life enormously and the material removal can be increased even further**. | Steel, Hardened steels, Materials of high strength, welding seams, gray cast iron, cast iron, heat resistant steels, titanium, steels above 500 N/mm2 tensile strength, stainless steels, hardened and high-alloy chromium-nickel steels, fiber composites | 350–450 m/min.<br>450–600 m/min.<br>600–900 m/min. |
|  | **10**<br>**superfine** | Compared to the cut „5 - fine sinlge cut“, this cut has even more and even finer cutting edges. It is particularly suitable for **very fine deburring**, where it is important not to remove too much material and to **achieve an excellent surface finish. Extremely good controllability** also makes it very suitable for hard-to-reach places. | Steel, hardened steels, cast iron, stainless steels, titanium, superalloys | 350–450 m/min. |
|  | **14**<br>**Alu Cut S** | Cut 14 is a specially developed cut to achieve **optimum removal performance in non-ferrous metals and plastics**. The **large chip chambers** allow the burr to **„cut free“** over and over again.<br>**Advantages**: High chip removal rate, very good chip evacuation, reduced built-up edge formation due to special grinding, very soft cut due to new cutting edge geometry. | Aluminum and aluminum alloys, light metals, lubricating materials, soft non-fer-rous metals, hard non-ferrous metals, tin, zinc, copper, bronze, thermoplastics | ca. 450 m/min. |
|  | **14 - PERFORMANCE**<br>**Alu Cut with coating** | For absolute hard cases, such as the machi-ning of pure aluminum, we recommend the cut 14 with our specially developed coating to continue to achieve a perfect result. | Aluminum and aluminum alloys, light metals, lubricating materials, soft non-fer-rous metals, hard non-ferrous metals, tin, zinc, copper, bronze, thermoplastics | ca. 450 m/min. |
|  | **16**<br>**Composite** | The cut 16 is a novelty in the BIAX range, this cut is ideally suited for processing fiber composites. | Fiber composites, thermoplastics, GFK, CFK | ca. 450 m/min. |

***!*** *On underlined material groups, the properties of the burr are particularly effective.*

## **03** Coatings overview

**What is a coating?**

During coating, a firmly adhering layer of shapeless material is applied to the surface of the burr head. The corresponding production step as well as the applied layer itself is also called coating. This process offers various possibilities to design a layer.

We only work with experts in the field of coating in order to achieve optimal results for you. This also enables us to respond to individual customer requirements at any time.

Our two specially selected coatings **TiAlN** as well as **ZrN** have the following advantages for you during machining:

- Longer service life
- Better material removal
- Reduced crater wear
- Reduced abrasive wear
- Improved tribology (sliding property)
- Higher heat resistance

**TiAlN-Coating** (hardness ≤ 3500 HV, heat resistance ≤ 900 °C)

*TiAlN = titanium aluminum nitride (color grayish-blue to black glossy)*
The coating increases the cutting edge's hardness, wear resistance, and reduces friction coefficient. This not only extends the tool's lifespan but also enables its use at higher cutting speeds.

**ZrN-Coating** (hardness ≤ 3500 HV, heat resistance ≤ 900 °C)

*ZrN = zirconium nitride (color pale yellowish to gold shiny)*
This is a coating that is extremely smooth and has good sliding properties. This makes the cutter very resistant to the formation of built-up edges, clogging and abrasive wear. Well suited for machining gear teeth, materials prone to smearing. This coating is used in the cut 14 „ALU CUT - Performance".

**We will also be happy to coat any desired BIAX Carbide burrs of any head shape, dimensions and cut for you. Please do not hesitate to contact us and let us know the details of the desired dimensions, coating or application.**

**We and our partners will help you at any time with questions about coating.**



***!*** *Minimum order for special coatings 10 pieces.*

# **04** Application and safety informations

**Applications informations!**

1. Select the optimum rotational speed as a precondition for best working results and long service life of the carbide burrs.
   The selection of the optimum rotation speed is shown in the rotation speed diagram on page 9.

2. Check the drive machines/equipment for perfect condition and functionality as well as for a chuck free of impact/play or an undamaged collet chuck.

3. The clamping length of the carbide burr should be as long as possible or at least two-thirds of the shank length.

4. The used clamping elements must have a high concentricity in order to avoid premature wear or cutting edge chipping. The same applies to the spindle bearings of the drive machine.

5. When using carbide burrs, observe the maximum head diameter (d1) permitted by the rotational speed of the drive machine. Otherwise, there is a risk of vibration of the burr and the drive machine.

**Wear safety glasses!**

Sparks or shavings can injure the eyes during grinding. Always wear safety goggles when working.

**Wear hearing protection!**

If the continuous noise level of the machine / plant exceeds 85 dB(A), hearing protection must be worn to prevent permanent hearing damage.

**Wear respiratory protection!**

If dust is generated, always wear respiratory protection when working and switch on the dust extraction system in the workplace.

**Wear protective gloves!**

Risk of injury due to sharp-edged tools or workpieces!
Always wear protective gloves when working.
If possible, guide the tool drive with both hands.

**Observe safety instructions!**
**Risk of kinking**

When using **long shafts**, it is essential to use a lower rotational speed for safety reasons. Otherwise, there is a risk of the shafts kinking.

## **05** Cutting data table

| Material | Tooth geometry | Type of processing | Cutting speed up to |
|---|---|---|---|
| Soft non-ferrous metals and non-ferrous heavy metals (pure aluminium, copper, zinc) | Alu | Roughing | 350 m/min |
| | | Finishing | 450 m/min |
| | Alu Performance | Roughing | 450 m/min |
| | | Finishing | 650 m/min |
| | Tooth geometry 2 | Roughing | 400 m/min |
| | | Finishing | 500 m/min |
| Hard non-ferrous metals (aluminium alloys, brass, copper, zinc, bronze, red brass) | Alu | Roughing | 400 m/min |
| | | Finishing | 500 m/min |
| | Non Ferrous | Roughing | 450 m/min |
| | | Finishing | 550 m/min |
| | Alu Performance | Roughing | 600 m/min |
| | | Finishing | 750 m/min |
| | Tooth geometry 2 | Roughing | 450 m/min |
| | | Finishing | 700 m/min |
| | Tooth geometry 63 | Roughing | 600 m/min |
| | | Finishing | 900 m/min |
| Plastics | Alu | Roughing | 300 m/min |
| | | Finishing | 450 m/min |
| | Non Ferrous | Roughing | 300 m/min |
| | | Finishing | 450 m/min |
| | Alu Performance | Roughing | 350 m/min |
| | | Finishing | 500 m/min |
| | Tooth geometry 2 | Roughing | 300 m/min |
| | | Finishing | 350 m/min |
| | Tooth geometry 63 | Roughing | 300 m/min |
| | | Finishing | 450 m/min |
| Composite materials | Composite | Roughing | 450 m/min |
| | | Finishing | 800 m/min |
| Cast iron | Tooth geometry 63 | Roughing | 600 m/min |
| | | Finishing | 900 m/min |
| | Tooth geometry 2 | Roughing | 400 m/min |
| | | Finishing | 600 m/min |
| | Tooth geometry 5 | Roughing | 400 m/min |
| | | Finishing | 900 m/min |
| Steel, cast steel (structural steels, tool steels, reinforcing steels, tempered steels, unalloyed steels, alloyed steels) | Tooth geometry 63 | Roughing | 450 m/min |
| | | Finishing | 600 m/min |
| | 63 Performance | Roughing | 600 m/min |
| | | Finishing | 900 m/min |
| | Superfine | Finishing | 900 m/min |
| | Tooth geometry 2 | Roughing | 400 m/min |
| | | Finishing | 600 m/min |
| | Tooth geometry 5 | Roughing | 400 m/min |
| | | Finishing | 900 m/min |
| Stainless steel and titanium | Tooth geometry 63 | Roughing | 450 m/min |
| | | Finishing | 600 m/min |
| | 63 Performance | Roughing | 600 m/min |
| | | Finishing | 900 m/min |
| | Superfine | Finishing | 900 m/min |
| | Tooth geometry 2 | Roughing | 400 m/min |
| | | Finishing | 600 m/min |
| | Tooth geometry 5 | Roughing | 400 m/min |
| | | Finishing | 900 m/min |

## **06** Speed diagram

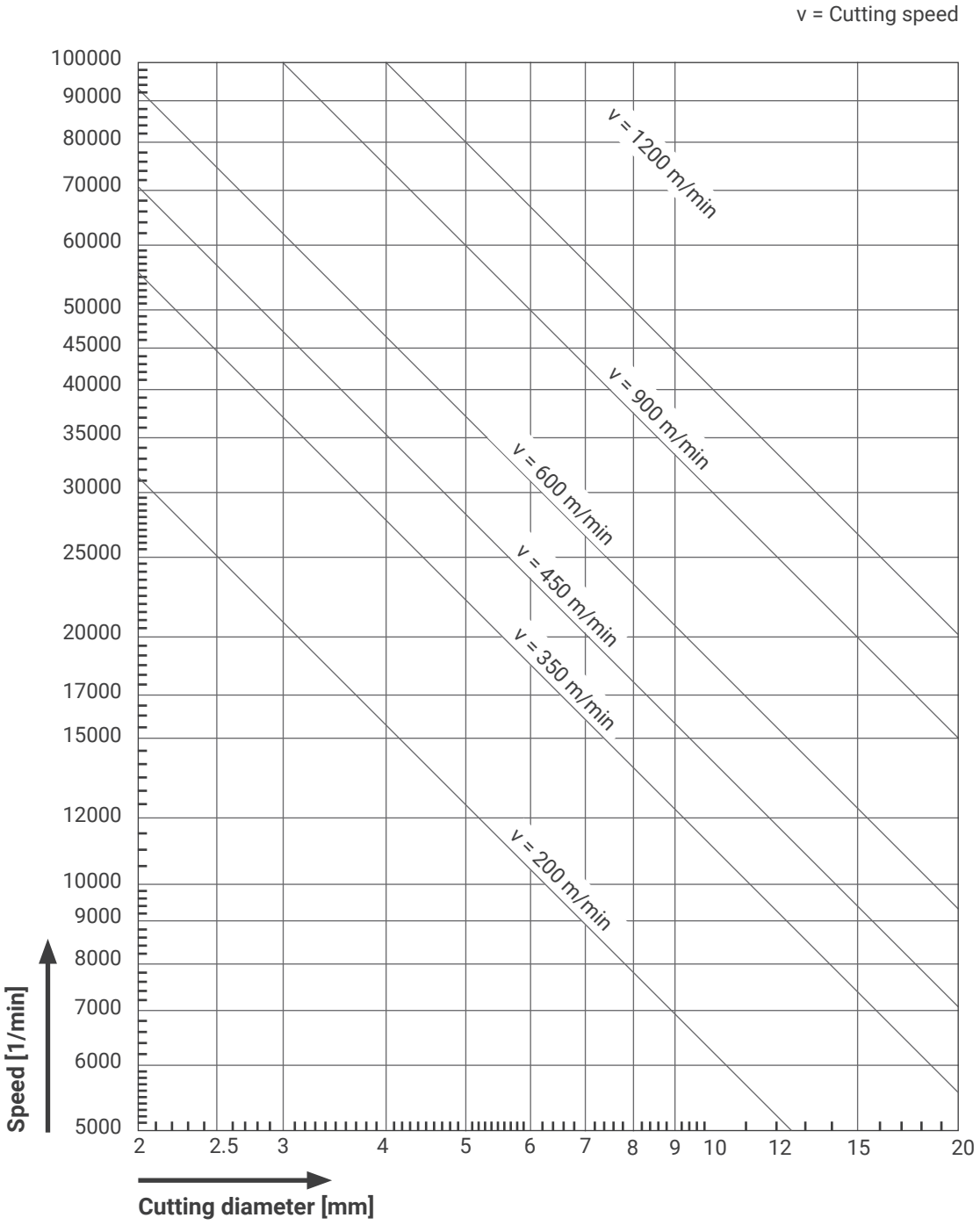


**If you have any questions regarding burrs please do not hesitate to contact us or to arrange an appointment with one of our BIAX specialists. You are also very welcome to visit us in our group headquarters in Maulbronn, in order to find the best solution for your application. Alternatively you can also send us a workpiece.**

# **07** Carbide burrs TCA - Cylindrical without end cut



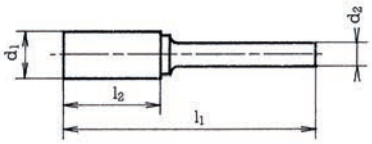


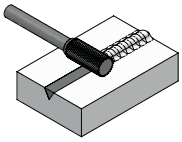

| Descr. according DIN 8033 | BIAX-Descr. | Ø Shank d2 mm | Ø Head d1 mm | Length Head l2 mm | Length total l1 mm | Cut 3 | Cut 5 | Cut 63 |
|---|---|---|---|---|---|---|---|---|
| **3 mm Shank-Ø d2** | | | | | | | | |
| ZYA 0210.03 | **TCA 0203** | 3 | 2 | 10 | 40 | --- | 001 952 000 | 001 952 001 |
| ZYA 0313.03 | **TCA 0303** | 3 | 3 | 13 | 40 | --- | 001 952 010 | 001 952 011 |
| ZYA 0410.03 | **TCA 0403** | 3 | 4 | 10 | 40 | --- | 001 952 056 | 001 952 057 |
| ZYA --- | **TCA 0503** | 3 | 5 | 5 | 35 | --- | 001 952 083 | 001 952 084 |
| ZYA 0613.03 | **TCA 0603** | 3 | 6 | 13 | 43 | --- | 001 952 092 | 001 952 093 |
| **6 mm Shank-Ø d2** | | | | | | | | |
| ZYA 0416.06 | **TCA 0406** | 6 | 4 | 16 | 50 | 001 952 067 | 001 952 068 | 001 952 069 |
| ZYA --- | **TCA 0506** | 6 | 5 | 16 | 50 | 001 952 521 | 001 952 085 | 001 952 086 |
| ZYA 0616.06 | **TCA 0606** | 6 | 6 | 16 | 50 | 001 952 120 | 001 952 121 | 001 952 122 |
| ZYA 0820.06 | **TCA 0806** | 6 | 8 | 20 | 65 | 001 952 194 | 001 952 195 | 001 952 196 |
| ZYA 1013.06 | **TCA 1006** | 6 | 10 | 13 | 58 | 001 952 220 | 001 952 221 | 001 952 222 |
| ZYA 1020.06 | **TCA 1016** | 6* | 10 | 20 | 65 | 001 952 274 | 001 952 523 | 001 952 275 |
| ZYA 1225.06 | **TCA 1206** | 6* | 12,7 | 25 | 70 | 001 952 290 | 001 952 291 | 001 952 293 |
| ZYA 1625.06 | **TCA 1606** | 6* | 16 | 25 | 70 | --- | 001 952 526 | 001 952 409 |

## Special BIAX-Cuts

| Descr. according DIN 8033 | BIAX-Descr. | Ø Shank d2 mm | Ø Head d1 mm | Length Head l2 mm | Length total l1 mm | Cut 2 | Cut 14 *ALU-CUT* | Cut 10 *superfine* |
|---|---|---|---|---|---|---|---|---|
| **3 mm Shank-Ø d2** | | | | | | | | |
| ZYA 0210.03 | **TCA 0203** | 3 | 2 | 10 | 40 | --- | --- | --- |
| ZYA 0313.03 | **TCA 0303** | 3 | 3 | 13 | 40 | --- | 001 952 497 | 001 952 900 |
| ZYA 0410.03 | **TCA 0403** | 3 | 4 | 10 | 40 | --- | 001 952 498 | 001 952 901 |
| ZYA --- | **TCA 0503** | 3 | 5 | 5 | 35 | --- | 001 952 499 | --- |
| ZYA 0607.03 | **TCA 0603** | 3 | 6 | 7 | 37 | --- | 001 952 500 | --- |
| ZYA 0613.03 | **TCA 0613** | 3 | 6 | 13 | 43 | --- | 001952 501 | 001 952 902 |
| **6 mm Shank-Ø d2** | | | | | | | | |
| ZYA 0416.06 | **TCA 0406** | 6 | 4 | 16 | 50 | 001 952 066 | 001 952 502 | 001 952 903 |
| ZYA --- | **TCA 0506** | 6 | 5 | 16 | 50 | 001 952 513 | 001 952 503 | --- |
| ZYA 0616.06 | **TCA 0606** | 6 | 6 | 16 | 50 | 001 952 119 | 001 952 504 | 001 952 904 |
| ZYA 0820.06 | **TCA 0806** | 6 | 8 | 20 | 65 | 001 952 514 | 001 952 505 | 001 952 905 |
| ZYA 1013.06 | **TCA 1006** | 6 | 10 | 13 | 58 | 001 952 515 | 001 952 506 | --- |
| ZYA 1020.06 | **TCA 1016** | 6* | 10 | 20 | 65 | 001 952 516 | 001 952 507 | --- |
| ZYA 1225.06 | **TCA 1206** | 6* | 12,7 | 25 | 70 | 001 952 289 | 001 952 509 | --- |
| ZYA 1625.06 | **TCA 1606** | 6* | 16 | 25 | 70 | 001 952 519 | 001 952 511 | --- |

***!*** *The carbide burrs marked with * are alternatively available with shank Ø 8 mm on request. (only cut 2, 3, 5 & 63).*
*All above dimensions + cuts of this head shape are alternatively available with coating on request. (Minimum purchase 10 pcs.)*
*Subject to technical changes.*

# **08** Carbide burrs TCB - Cylindrical with end cut

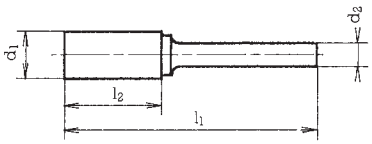


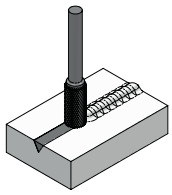

| Descr. according DIN 8033 | BIAX-Descr. | Ø Shank d2 mm | Ø Head d1 mm | Length Head l2 mm | Length total l1 mm | Cut 3 | Cut 5 | Cut 63 |
|---|---|---|---|---|---|---|---|---|
| **2,35 mm Shank-Ø d2** | | | | | | | | |
| ZYAS --- | **TCB 0102** | 2.35 | 1.5 | 5 | 44 | 001 952 473 | --- | --- |
| **3 mm Shank-Ø d2** | | | | | | | | |
| ZYAS 0210.03 | **TCB 0203** | 3 | 2 | 10 | 40 | --- | 001 952 002 | 001 952 003 |
| ZYAS 0313.03 | **TCB 0303** | 3 | 3 | 13 | 40 | --- | 001 952 012 | 001 952 013 |
| ZYAS 0410.03 | **TCB 0403** | 3 | 4 | 7 | 40 | --- | 001 952 058 | 001 952 059 |
| ZYAS 0613.03 | **TCB 0603** | 3 | 6 | 13 | 43 | --- | --- | 001 952 183 |
| **6 mm Shank-Ø d2** | | | | | | | | |
| ZYAS --- | **TCB 0406** | 6 | 4 | 16 | 50 | 001 952 071 | 001 952 538 | 001 952 072 |
| ZYAS 0616.06 | **TCB 0606** | 6 | 6 | 16 | 50 | 001 952 124 | 001 952 126 | 001 952 127 |
| ZYAS 0820.06 | **TCB 0806** | 6 | 8 | 20 | 65 | 001 952 197 | 001 952 198 | 001 952 199 |
| ZYAS 1013.06 | **TCB 1006** | 6 | 10 | 13 | 58 | 001 952 223 | 001 952 224 | 001 952 225 |
| ZYAS 1020.06 | **TCB 1016** | 6* | 10 | 20 | 65 | 001 952 276 | 001 952 539 | 001 952 277 |
| ZYAS 1225.06 | **TCB 1206** | 6* | 12.7 | 25 | 70 | 001 952 295 | 001 952 296 | 001 952 297 |
| ZYAS 1625.06 | **TCB 1606** | 6* | 16 | 25 | 70 | 001 952 536 | 001 952 542 | 001 952 410 |

## Special BIAX-Cuts

| Descr. according DIN 8033 | BIAX-Descr. | Ø Shank d2 mm | Ø Head d1 mm | Length Head l2 mm | Length total l1 mm | Cut 2 | Cut 14 *ALU-CUT* | Cut 10 *superfine* |
|---|---|---|---|---|---|---|---|---|
| **2,35 mm Shank-Ø** | | | | | | | | |
| ZYAS --- | **TCB 0102** | 2.35 | 1.5 | 5 | 44 | --- | --- | --- |
| **3 mm Shank-Ø d2** | | | | | | | | |
| ZYAS 0210.03 | **TCB 0203** | 3 | 2 | 10 | 40 | --- | --- | --- |
| ZYAS 0313.03 | **TCB 0303** | 3 | 3 | 13 | 40 | --- | --- | --- |
| ZYAS 0410.03 | **TCB 0403** | 3 | 4 | 10 | 40 | --- | --- | --- |
| ZYAS 0613.03 | **TCB 0603** | 3 | 6 | 13 | 43 | --- | --- | --- |
| **6mm Shank-Ø d2** | | | | | | | | |
| ZYAS --- | **TCB 0406** | 6 | 4 | 16 | 50 | 001 952 070 | --- | --- |
| ZYAS 0616.06 | **TCB 0606** | 6 | 6 | 16 | 50 | 001 952 123 | --- | --- |
| ZYAS 0820.06 | **TCB 0806** | 6 | 8 | 20 | 65 | 001 952 529 | 001 952 802 | --- |
| ZYAS 1013.06 | **TCB 1006** | 6 | 10 | 13 | 58 | 001 952 530 | --- | --- |
| ZYAS 1020.06 | **TCB 1016** | 6* | 10 | 20 | 65 | 001 952 531 | --- | --- |
| ZYAS 1225.06 | **TCB 1206** | 6* | 12.7 | 25 | 70 | 001 952 294 | --- | --- |
| ZYAS 1625.06 | **TCB 1606** | 6* | 16 | 25 | 70 | 001 952 534 | --- | --- |

***!*** *The carbide burrs marked with * are alternatively available with shank Ø 8 mm on request. (only cut 2, 3, 5 & 63).*
*All above dimensions + cuts of this head shape are alternatively available with coating on request. (Minimum purchase 10 pcs.)*
*Subject to technical changes.*

# **09** Carbide burrs TCC - Cylindrical shape, round nose

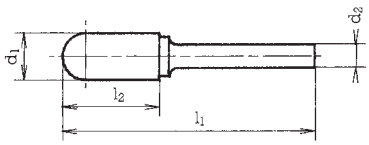


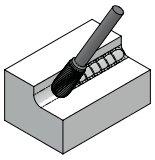

| Descr. according DIN 8033 | BIAX-Descr. | Ø Shank d2 mm | Ø Head d1 mm | Length Head l2 mm | Length total l1 mm | Cut 3 | Cut 5 | Cut 63 |
|---|---|---|---|---|---|---|---|---|
| **3 mm Shank-Ø d2** | | | | | | | | |
| WRC 0210.03 | **TCC 0203** | 3 | 2 | 10 | 40 | --- | 001 952 005 | 001 952 006 |
| WRC 0313.03 | **TCC 0303** | 3 | 3 | 13 | 40 | 001 952 015 | 001 952 017 | 001 952 018 |
| WRC 0613.03 | **TCC 0603** | 3 | 6 | 13 | 43 | --- | 001 952 095 | 001 952 096 |
| **6 mm Shank-Ø d2** | | | | | | | | |
| WRC 0416.06 | **TCC 0406** | 6 | 4 | 16 | 50 | 001 952 074 | 001 952 075 | 001 952 076 |
| WRC --- | **TCC 0506** | 6 | 5 | 16 | 50 | --- | 001 952 573 | 001 952 087 |
| WRC 0616.06 | **TCC 0606** | 6 | 6 | 16 | 50 | 001 952 130 | 001 952 132 | 001 952 133 |
| WRC 0820.06 | **TCC 0806** | 6 | 8 | 20 | 65 | 001 952 202 | 001 952 203 | 001 952 204 |
| WRC 1020.06 | **TCC 1006** | 6* | 10 | 20 | 65 | 001 952 228 | 001 952 230 | 001 952 232 |
| WRC 1025.06 | **TCC 1016** | 6* | 10 | 25 | 70 | 001 952 279 | 001 952 574 | 001 952 280 |
| WRC 1225.06 | **TCC 1206** | 6* | 12.7 | 25 | 70 | 001 952 300 | 001 952 301 | 001 952 303 |
| WRC 1625.06 | **TCC 1606** | 6* | 16 | 25 | 70 | 001 952 572 | 001 952 576 | 001 952 412 |

## Special BIAX-Cuts

| Descr. according DIN 8033 | BIAX-Descr. | Ø Shank d2 mm | Ø Head d1 mm | Length Head l2 mm | Length total l1 mm | Cut 2 | Cut 14 *ALU-CUT* | Cut 10 *superfine* |
|---|---|---|---|---|---|---|---|---|
| **3 mm Shank-Ø d2** | | | | | | | | |
| WRC 0210.03 | **TCC 0203** | 3 | 2 | 10 | 40 | --- | 001 952 553 | --- |
| WRC 0313.03 | **TCC 0303** | 3 | 3 | 13 | 40 | --- | 001 952 554 | --- |
| WRC 0613.03 | **TCC 0603** | 3 | 6 | 13 | 43 | --- | 001 952 555 | --- |
| **6 mm Shank-Ø d2** | | | | | | | | |
| WRC 0416.06 | **TCC 0406** | 6 | 4 | 16 | 50 | 001 952 073 | 001 952 556 | --- |
| WRC --- | **TCC 0506** | 6 | 5 | 16 | 50 | 001 952 566 | 001 952 557 | --- |
| WRC 0616.06 | **TCC 0606** | 6 | 6 | 16 | 50 | 001 952 129 | 001 952 558 | --- |
| WRC 0820.06 | **TCC 0806** | 6 | 8 | 20 | 65 | 001 952 201 | 001 952 559 | --- |
| WRC 1020.06 | **TCC 1006** | 6* | 10 | 20 | 65 | 001 952 227 | 001 952 560 | --- |
| WRC 1025.06 | **TCC 1016** | 6* | 10 | 25 | 70 | --- | 001 952 561 | --- |
| WRC 1225.06 | **TCC 1206** | 6* | 12.7 | 25 | 70 | 001 952 299 | 001 952 562 | --- |
| WRC 1625.06 | **TCC 1606** | 6* | 16 | 25 | 70 | 001 952 569 | 001 952 564 | --- |

***!*** *The carbide burrs marked with * are alternatively available with shank Ø 8 mm on request. (only cut 2, 3, 5 & 63).*
*All above dimensions + cuts of this head shape are alternatively available with coating on request. (Minimum purchase 10 pcs.)*
*Subject to technical changes.*

# **10** Carbide burrs TCD - Ball shape

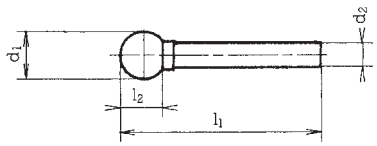


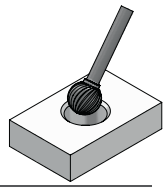

| Descr. according DIN 8033 | BIAX-Descr. | Ø Shank d2 mm | Ø Head d1 mm | Length Head l2 mm | Length total l1 mm | Cut 3 | Cut 5 | Cut 63 |
|---|---|---|---|---|---|---|---|---|
| **2,35 mm Shank-Ø d2** | | | | | | | | |
| KUD --- | **TCD 0102** | 2,35 | 1,5 | 1,4 | 44 | 001 952 474 | --- | --- |
| KUD --- | **TCD 0202** | 2,35 | 2 | 2,2 | 44 | 001 952 475 | --- | --- |
| **3 mm Shank-Ø d2** | | | | | | | | |
| KUD 0202.03 | **TCD 0203** | 3 | 2 | 2,3 | 40 | --- | 001 952 007 | 001 952 008 |
| KUD 0302.03 | **TCD 0303** | 3 | 3 | 2,8 | 40 | --- | 001 952 020 | 001 952 021 |
| KUD 0403.03 | **TCD 0403** | 3 | 4 | 3,5 | 34 | --- | 001 952 062 | 001 952 063 |
| KUD 0605.03 | **TCD 0603** | 3 | 6 | 5 | 39 | --- | 001 952 098 | 001 952 099 |
| **6 mm Shank-Ø d2** | | | | | | | | |
| KUD 0403.06 | **TCD 0406** | 6 | 4 | 3,5 | 50 | 001 952 077 | 001 592 078 | 001 952 079 |
| KUD --- | **TCD 0506** | 6 | 5 | 4 | 50 | 001 952 088 | 001 952 089 | 001 952 090 |
| KUD 0605.06 | **TCD 0606** | 6 | 6 | 5 | 50 | 001 952 135 | 001 952 136 | 001 952 137 |
| KUD 0807.06 | **TCD 0806** | 6 | 8 | 6,5 | 51 | 001 952 207 | 001 952 208 | 001 952 209 |
| KUD 1009.06 | **TCD 1006** | 6* | 10 | 9 | 54 | 001 952 235 | 001 952 237 | 001 952 238 |
| KUD 1210.06 | **TCD 1206** | 6* | 12 | 11 | 56 | 001 952 306 | 001 950 554 | 001 952 310 |
| KUD 1614.06 | **TCD 1606** | 6* | 16 | 14 | 59 | 001 952 414 | 001 952 608 | 001 952 415 |
| KUD 2018.06 | **TCD 2006** | 6* | 20 | 18 | 63 | 001 952 823 | --- | 001 952 822 |

## Special BIAX-Cuts

| Descr. according DIN 8033 | BIAX-Descr. | Ø Shank d2 mm | Ø Head d1 mm | Length Head l2 mm | Length total l1 mm | Cut 2 | Cut 14 *ALU-CUT* | Cut 10 *superfine* |
|---|---|---|---|---|---|---|---|---|
| **2,35 mm Shank-Ø d2** | | | | | | | | |
| KUD --- | **TCD 0102** | 2,35 | 1,5 | 1,4 | 44 | --- | --- | --- |
| KUD --- | **TCD 0202** | 2,35 | 2 | 2,2 | 44 | --- | --- | --- |
| **3 mm Shank-Ø d2** | | | | | | | | |
| KUD 0202.03 | **TCD 0203** | 3 | 2 | 2,3 | 40 | --- | 001 952 589 | --- |
| KUD 0302.03 | **TCD 0303** | 3 | 3 | 2,5 | 38 | --- | 001 952 590 | --- |
| KUD 0302.03 | **TCD 0303** | 3 | 3 | 2,8 | 40 | --- | --- | 001 952 906 |
| KUD 0403.03 | **TCD 0403** | 3 | 4 | 3,5 | 34 | --- | 001 952 591 | 001 952 907 |
| KUD 0605.03 | **TCD 0603** | 3 | 6 | 5 | 39 | --- | 001 952 592 | 001 952 908 |
| **6 mm Shank-Ø d2** | | | | | | | | |
| KUD 0403.06 | **TCD 0406** | 6 | 4 | 3,5 | 50 | 001 952 602 | 001 952 593 | 001 952 909 |
| KUD --- | **TCD 0506** | 6 | 5 | 4 | 50 | 001 952 603 | 001 952 594 | --- |
| KUD 0605.06 | **TCD 0606** | 6 | 6 | 5 | 50 | 001 952 134 | 001 952 595 | 001 952 910 |
| KUD 0807.06 | **TCD 0806** | 6 | 8 | 6,5 | 51 | 001 952 206 | 001 952 596 | 001 952 911 |
| KUD 1009.06 | **TCD 1006** | 6* | 10 | 9 | 54 | 001 952 234 | 001 952 597 | --- |
| KUD 1210.06 | **TCD 1206** | 6* | 12 | 11 | 56 | 001 952 305 | 001 952 598 | --- |
| KUD 1614.06 | **TCD 1606** | 6* | 16 | 14 | 59 | 001 952 604 | 001 952 599 | --- |
| KUD 2018.06 | **TCD 2006** | 6* | 20 | 18 | 63 | --- | --- | --- |

***!*** *The carbide burrs marked with * are alternatively available with shank Ø 8 mm on request. (only cut 2, 3, 5 & 63).*
*All above dimensions + cuts of this head shape are alternatively available with coating on request. (Minimum purchase 10 pcs.)*
*Subject to technical changes.*

## **11** Carbide burrs TCE - Oval shape

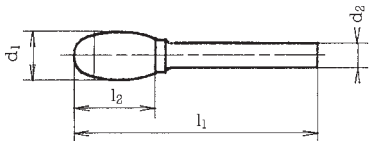


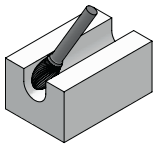

| Descr. according DIN 8033 | BIAX-Descr. | Ø Shank d2 mm | Ø Head d1 mm | Length Head l2 mm | Length total l1 mm | Cut 3 | Cut 5 | Cut 63 |
|---|---|---|---|---|---|---|---|---|
| **3 mm Shank-Ø d2** | | | | | | | | |
| TRE 0307.03 | **TCE 0303** | 3 | 3 | 7 | 40 | --- | 001 952 023 | 001 952 024 |
| TRE --- | **TCE 0403** | 3 | 4 | 7 | 37 | --- | 001 952 064 | 001 952 065 |
| TRE 0610.03 | **TCE 0603** | 3 | 6 | 10 | 40 | --- | 001 952 101 | 001 952 102 |
| **6 mm Shank-Ø d2** | | | | | | | | |
| TRE 0610.06 | **TCE 0606** | 6 | 6 | 10 | 50 | 001 952 138 | 001 952 139 | 001 952 140 |
| TRE 0813.06 | **TCE 0806** | 6 | 8 | 13 | 58 | 001 952 211 | 001 952 212 | 001 952 213 |
| TRE 1222.06 | **TCE 1206** | 6* | 12,7 | 22 | 67 | 001 952 312 | 001 952 313 | 001 952 315 |
| TRE 1625.06 | **TCE 1606** | 6* | 16 | 25 | 70 | 001 952 625 | 001 952 628 | 001 952 417 |

## Special BIAX-Cuts

| Descr. according DIN 8033 | BIAX-Descr. | Ø Shank d2 mm | Ø Head d1 mm | Length Head l2 mm | Length total l1 mm | Cut 2 | Cut 14 *ALU-CUT* | Cut 10 *superfine* |
|---|---|---|---|---|---|---|---|---|
| **3 mm Shank-Ø d2** | | | | | | | | |
| TRE 0307.03 | **TCE 0303** | 3 | 3 | 7 | 40 | --- | 001 952 616 | --- |
| TRE --- | **TCE 0403** | 3 | 4 | 7 | 37 | --- | 001 952 617 | --- |
| TRE 0610.03 | **TCE 0603** | 3 | 6 | 10 | 40 | --- | 001 952 618 | --- |
| **6 mm Shank-Ø d2** | | | | | | | | |
| TRE 0610.06 | **TCE 0606** | 6 | 6 | 10 | 50 | --- | 001 952 619 | --- |
| TRE 0813.06 | **TCE 0806** | 6 | 8 | 13 | 58 | --- | 001 952 620 | --- |
| TRE 1222.06 | **TCE 1206** | 6* | 12,7 | 22 | 67 | --- | 001 952 621 | --- |
| TRE 1625.06 | **TCE 1606** | 6* | 16 | 25 | 70 | --- | 001 952 623 | --- |

***!*** *The carbide burrs marked with * are alternatively available with shank Ø 8 mm on request. (only cut 2, 3, 5 & 63).*
*All above dimensions + cuts of this head shape are alternatively available with coating on request. (Minimum purchase 10 pcs.)*
*Subject to technical changes.*

## **12** Carbide burrs TCF - Flame shape

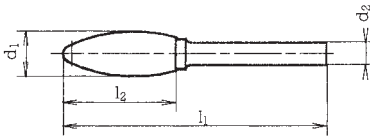


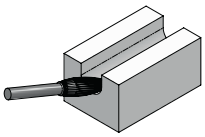

| Descr. according DIN 8033 | BIAX-Descr. | Ø Shank d2 mm | Ø Head d1 mm | Length Head l2 mm | Length total l1 mm | Cut 3 | Cut 5 | Cut 63 |
|---|---|---|---|---|---|---|---|---|
| **3 mm Shank-Ø d2** | | | | | | | | |
| FLF 0307.03 | **TCF 0303** | 3 | 3 | 7 | 40 | --- | 001 952 026 | 001 952 027 |
| FLF 0613.03 | **TCF 0603** | 3 | 6 | 13 | 43 | --- | 001 952 104 | 001 952 105 |
| **6 mm Shank-Ø d2** | | | | | | | | |
| FLF 0618.06 | **TCF 0606** | 6 | 6 | 18 | 50 | 001 952 142 | 001 952 143 | 001 952 144 |
| FLF 1025.06 | **TCF 1006** | 6 | 10 | 25 | 70 | 001 952 240 | 001 952 241 | 001 952 242 |
| FLF 1232.06 | **TCF 1206** | 6* | 12,7 | 32 | 77 | 001 952 318 | 001 952 319 | 001 952 321 |
| FLF 1635.06 | **TCF 1606** | 6* | 16 | 35 | 80 | 001 952 647 | 001 952 649 | 001 952 419 |

## Special BIAX-Cuts

| Descr. according DIN 8033 | BIAX-Descr. | Ø Shank d2 mm | Ø Head d1 mm | Length Head l2 mm | Length total l1 mm | Cut 2 | Cut 14 *ALU-CUT* | Cut 10 *superfine* |
|---|---|---|---|---|---|---|---|---|
| **3 mm Shank-Ø d2** | | | | | | | | |
| FLF 0307.03 | **TCF 0303** | 3 | 3 | 7 | 40 | --- | 001 952 635 | --- |
| FLF 0613.03 | **TCF 0603** | 3 | 6 | 13 | 43 | --- | 001 952 636 | --- |
| **6 mm Shank-Ø d2** | | | | | | | | |
| FLF 0618.06 | **TCF 0606** | 6 | 6 | 18 | 50 | 001 952 141 | 001 952 637 | --- |
| FLF 1025.06 | **TCF 1006** | 6 | 10 | 25 | 70 | 001 952 643 | 001 952 638 | --- |
| FLF 1232.06 | **TCF 1206** | 6* | 12,7 | 32 | 77 | 001 952 317 | 001 952 639 | --- |
| FLF 1635.06 | **TCF 1606** | 6* | 16 | 35 | 80 | 001 952 645 | 001 952 641 | --- |

***!*** *The carbide burrs marked with * are alternatively available with shank Ø 8 mm on request. (only cut 2, 3, 5 & 63).*
*All above dimensions + cuts of this head shape are alternatively available with coating on request. (Minimum purchase 10 pcs.)*
*Subject to technical changes.*

## **13** Carbide burrs TCG - Arch shape, round nose

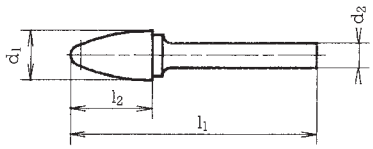


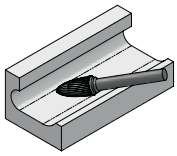

| Descr. according DIN 8033 | BIAX-Descr. | Ø Shank d2 mm | Ø Head d1 mm | Length Head l2 mm | Length total l1 mm | Cut 3 | Cut 5 | Cut 63 |
|---|---|---|---|---|---|---|---|---|
| **3 mm Shank-Ø d2** | | | | | | | | |
| RBF 0307.03 | **TCG 0303** | 3 | 3 | 7 | 40 | --- | 001 952 029 | 001 952 030 |
| RBF 0313.03 | **TCG 0313** | 3 | 3 | 13 | 43 | --- | 001 952 048 | 001 952 049 |
| RBF 0613.03 | **TCG 0603** | 3 | 6 | 13 | 43 | --- | 001 952 107 | 001 952 108 |
| **6 mm Shank-Ø d2** | | | | | | | | |
| RBF 0616.06 | **TCG 0606** | 6 | 6 | 16 | 50 | 001 952 147 | 001 952 148 | 001 952 149 |
| RBF 1020.06 | **TCG 1006** | 6* | 10 | 20 | 65 | 001 952 244 | 001 952 245 | 001 952 246 |
| RBF 1225.06 | **TCG 1216** | 6* | 12,7 | 25 | 70 | 001 952 378 | 001 952 678 | 001 952 380 |
| RBF 1230.06 | **TCG 1226** | 6* | 12 | 30 | 75 | 001 952 394 | 001 952 679 | 001 952 395 |
| RBF 1625.06 | **TCG 1606** | 6* | 16 | 25 | 70 | 001 952 675 | 001 952 680 | 001 952 421 |

## Special BIAX-Cuts

| Descr. according DIN 8033 | BIAX-Descr. | Ø Shank d2 mm | Ø Head d1 mm | Length Head l2 mm | Length total l1 mm | Cut 2 | Cut 14 *ALU-CUT* | Cut 10 *superfine* |
|---|---|---|---|---|---|---|---|---|
| **3 mm Shank-Ø d2** | | | | | | | | |
| RBF 0307.03 | **TCG 0303** | 3 | 3 | 6 | 38 | --- | 001 952 659 | --- |
| RBF 0313.03 | **TCG 0313** | 3 | 3 | 13 | 40 | --- | 001 952 660 | --- |
| RBF 0613.03 | **TCG 0603** | 3 | 6 | 13 | 43 | --- | 001 952 661 | --- |
| **6 mm Shank-Ø d2** | | | | | | | | |
| RBF 0616.06 | **TCG 0606** | 6 | 6 | 16 | 50 | 001 952 146 | 001 952 662 | --- |
| RBF 1020.06 | **TCG 1006** | 6* | 10 | 20 | 65 | 001 952 669 | 001 952 663 | --- |
| RBF 1225.06 | **TCG 1216** | 6* | 12,7 | 25 | 70 | 001 952 671 | 001 952 665 | --- |
| RBF 1230.06 | **TCG 1226** | 6* | 12 | 30 | 75 | 001 952 672 | 001 952 666 | --- |
| RBF 1625.06 | **TCG 1606** | 6* | 16 | 25 | 70 | 001 952 673 | 001 952 667 | --- |

***!*** *The carbide burrs marked with * are alternatively available with shank Ø 8 mm on request. (only cut 2, 3, 5 & 63).*
*All above dimensions + cuts of this head shape are alternatively available with coating on request. (Minimum purchase 10 pcs.)*
*Subject to technical changes.*

# **14** Carbide burrs TCH - Arch shape, pointed nose

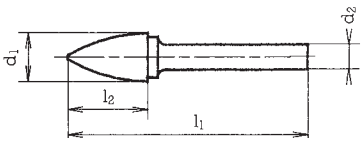


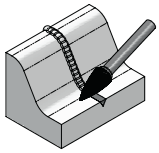

| Descr. according DIN 8033 | BIAX-Descr. | Ø Shank d2 mm | Ø Head d1 mm | Length Head l2 mm | Length total l1 mm | Cut 3 | Cut 5 | Cut 63 |
|---|---|---|---|---|---|---|---|---|
| **3 mm Shank-Ø d2** | | | | | | | | |
| SPG 0307.03 | **TCH 0303** | 3 | 3 | 7 | 40 | --- | 001 952 033 | 001 952 035 |
| SPG 0313.03 | **TCH 0313** | 3 | 3 | 13 | 40 | --- | 001 952 051 | 001 952 052 |
| SPG 0613.03 | **TCH 0603** | 3 | 6 | 13 | 43 | --- | 001 952 110 | 001 952 112 |
| **6 mm Shank-Ø d2** | | | | | | | | |
| SPG --- | **TCH 0406** | 6 | 4 | 13 | 50 | 001 952 706 | 001 952 708 | 001 952 081 |
| SPG 0616.06 | **TCH 0606** | 6 | 6 | 16 | 60 | 001 952 152 | 001 952 153 | 001 952 156 |
| SPG --- | **TCH 0806** | 6 | 8 | 18 | 63 | 001 952 215 | 001 952 216 | 001 952 217 |
| SPG 1020.06 | **TCH 1006** | 6* | 10 | 20 | 65 | 001 952 248 | 001 952 249 | 001 952 250 |
| SPG 1220.06 | **TCH 1206** | 6* | 12 | 20 | 60 | 001 952 327 | 001 952 710 | 001 952 328 |
| SPG 1225.06 | **TCH 1216** | 6* | 12,7 | 25 | 70 | 001 952 382 | 001 952 383 | 001 952 384 |
| SPG 1230.06 | **TCH 1226** | 6* | 12 | 30 | 75 | 001 952 398 | 001 952 399 | 001 952 402 |
| SPG 1630.06 | **TCH 1606** | 6* | 16 | 30 | 75 | 001 952 423 | 001 952 712 | 001 952 424 |

## Special BIAX-Cuts

| Descr. according DIN 8033 | BIAX-Descr. | Ø Shank d2 mm | Ø Head d1 mm | Length Head l2 mm | Length total l1 mm | Cut 2 | Cut 14 *ALU-CUT* | Cut 10 *superfine* |
|---|---|---|---|---|---|---|---|---|
| **3 mm Shank-Ø d2** | | | | | | | | |
| SPG 0307.03 | **TCH 0303** | 3 | 3 | 7 | 40 | --- | 001 952 699 | 001 952 829 |
| SPG 0313.03 | **TCH 0313** | 3 | 3 | 12,7 | 38 | --- | 001 952 799 | --- |
| SPG 0313.03 | **TCH 0313** | 3 | 3 | 13 | 40 | --- | --- | 001 952 912 |
| SPG 0613.03 | **TCH 0603** | 3 | 6 | 13 | 43 | --- | 001 952 689 | 001 952 913 |
| **6 mm Shank-Ø d2** | | | | | | | | |
| SPG --- | **TCH 0406** | 6 | 4 | 13 | 50 | 001 952 080 | 001 952 690 | 001 952 914 |
| SPG 0616.06 | **TCH 0606** | 6 | 6 | 16 | 58 | 001 952 151 | --- | --- |
| SPG 0616.06 | **TCH 0606** | 6 | 6 | 16 | 60 | --- | 001 952 691 | 001 952 915 |
| SPG --- | **TCH 0806** | 6 | 8 | 18 | 63 | 001 952 701 | 001 952 692 | 001 952 916 |
| SPG 1020.06 | **TCH 1006** | 6* | 10 | 20 | 65 | 001 952 702 | 001 952 693 | --- |
| SPG 1220.06 | **TCH 1206** | 6* | 12 | 20 | 60 | 001 952 326 | 001 952 694 | --- |
| SPG 1225.06 | **TCH 1216** | 6* | 12,7 | 25 | 70 | 001 952 703 | 001 952 696 | --- |
| SPG 1230.06 | **TCH 1226** | 6* | 12 | 30 | 75 | 001 952 397 | 001 952 697 | --- |
| SPG 1630.06 | **TCH 1606** | 6* | 16 | 30 | 75 | 001 952 704 | --- | --- |

***!*** *The carbide burrs marked with * are alternatively available with shank Ø 8 mm on request. (only cut 2, 3, 5 & 63).*
*All above dimensions + cuts of this head shape are alternatively available with coating on request. (Minimum purchase 10 pcs.)*
*Subject to technical changes.*

## **15** Carbide burrs TCI - Conical shape, pointed nose

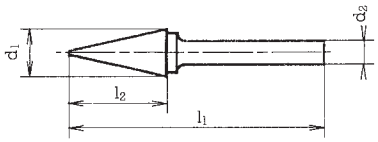


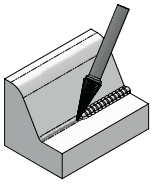

| Descr. according DIN 8033 | BIAX-Descr. | Ø Shank d2 mm | Ø Head d1 mm | Length Head l2 mm | Length total l1 mm | Cut 3 | Cut 5 | Cut 63 |
|---|---|---|---|---|---|---|---|---|
| **2,35 mm Shank-Ø d2** | | | | | | | | |
| SKM --- | **TCI 0212** | 2,35 | 1,2 | 5,2 | 44 | 001 952 476 | --- | --- |
| **3 mm Shank-Ø d2** | | | | | | | | |
| SKM 0310.03 | **TCI 0303** | 3 | 3 | 10 | 43 | --- | 001 952 037 | 001 952 038 |
| SKM 0313.03 | **TCI 0313** | 3 | 3 | 13 | 40 | 001 952 806 | 001 952 053 | 001 952 054 |
| SKM 0613.03 | **TCI 0603** | 3 | 6 | 13 | 43 | --- | 001 952 114 | 001 952 115 |
| **6 mm Shank-Ø d2** | | | | | | | | |
| SKM 0616.06 | **TCI 0606** | 6 | 6 | 16 | 50 | 001 952 159 | 001 952 160 | 001 952 161 |
| SKM 0620.06 | **TCI 0616** | 6 | 6 | 20 | 50 | 001 952 187 | 001 952 735 | 001 952 188 |
| SKM 0625.06 | **TCI 0626** | 6 | 6 | 25 | 50 | 001 952 190 | 001 952 191 | 001 952 192 |
| SKM 1020.06 | **TCI 1006** | 6 | 10 | 20 | 65 | 001 952 292 | 001 952 253 | 001 952 254 |
| SKM 1225.06 | **TCI 1206** | 6* | 12,7 | 25 | 70 | 001 952 331 | 001 952 332 | 001 952 333 |
| SKM 1630.06 | **TCI 1606** | 6* | 16 | 30 | 75 | upon request | upon request | upon request |

## Special BIAX-Cuts

| Descr. according DIN 8033 | BIAX-Descr. | Ø Shank d2 mm | Ø Head d1 mm | Length Head l2 mm | Length total l1 mm | Cut 2 | Cut 14 *ALU-CUT* | Cut 10 *superfine* |
|---|---|---|---|---|---|---|---|---|
| **2,35 mm Shank-Ø d2** | | | | | | | | |
| SKM --- | **TCI 0212** | 2,35 | 1,2 | 5,2 | 44 | --- | --- | --- |
| **3 mm Shank-Ø d2** | | | | | | | | |
| SKM 0310.03 | **TCI 0303** | 3 | 3 | 10 | 40 | --- | --- | 001 952 917 |
| SKM 0310.03 | **TCI 0303** | 3 | 3 | 11 | 38 | --- | 001 952 723 | --- |
| SKM 0313.03 | **TCI 0313** | 3 | 3 | 16 | 38 | --- | 001 952 724 | --- |
| SKM 0613.03 | **TCI 0603** | 3 | 6 | 13 | 43 | --- | 001 952 725 | 001 952 918 |
| **6 mm Shank-Ø d2** | | | | | | | | |
| SKM 0616.06 | **TCI 0606** | 6 | 6 | 16 | 50 | 001 952 158 | 001 952 726 | 001 952 919 |
| SKM 0620.06 | **TCI 0616** | 6 | 6 | 20 | 50 | 001 952 186 | 001 952 727 | --- |
| SKM 0625.06 | **TCI 0626** | 6 | 6 | 25 | 50 | 001 952 189 | 001 952 728 | --- |
| SKM 1020.06 | **TCI 1006** | 6 | 10 | 20 | 65 | 001 952 732 | 001 952 729 | --- |
| SKM 1225.06 | **TCI 1206** | 6* | 12,7 | 25 | 70 | 001 952 330 | 001 952 730 | --- |
| SKM 1630.06 | **TCI 1606** | 6* | 16 | 30 | 75 | upon request | upon request | upon request |

***!*** *The carbide burrs marked with * are alternatively available with shank Ø 8 mm on request. (only cut 2, 3, 5 & 63).*
*All above dimensions + cuts of this head shape are alternatively available with coating on request. (Minimum purchase 10 pcs.)*
*Subject to technical changes.*

## **16** Carbide burrs TCK - Conical shape, round nose

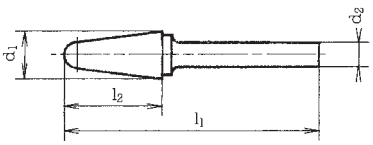


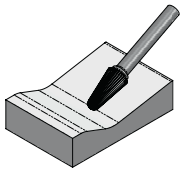

| Descr. according DIN 8033 | BIAX-Descr. | Ø Shank d2 mm | Ø Head d1 mm | Length Head l2 mm | Length total l1 mm | Cut 3 | Cut 5 | Cut 63 |
|---|---|---|---|---|---|---|---|---|
| **3 mm Shank-Ø d2** | | | | | | | | |
| KEL --- | **TCK 0313** | 3 | 3 | 13 | 40 | --- | --- | 001 952 810 |
| **6 mm Shank-Ø d2** | | | | | | | | |
| KEL --- | **TCK 0606** | 6 | 6 | 16 | 50 | 001 952 164 | 001 952 166 | 001 952 168 |
| KEL 1020.06 | **TCK 1006** | 6 | 10 | 20 | 65 | 001 952 257 | 001 952 754 | 001 952 259 |
| KEL 1225.06 | **TCK 1206** | 6* | 12,7 | 25 | 70 | 001 952 336 | 001 952 337 | 001 952 339 |
| KEL 1230.06 | **TCK 1216** | 6* | 12,7 | 32 | 77 | 001 952 386 | 001 952 757 | 001 952 388 |
| KEL 1630.06 | **TCK 1606** | 6* | 16 | 30 | 75 | 001 952 753 | 001 952 759 | 001 952 426 |

## Special BIAX-Cuts

| Descr. according DIN 8033 | BIAX-Descr. | Ø Shank d2 mm | Ø Head d1 mm | Length Head l2 mm | Length total l1 mm | Cut 2 | Cut 14 *ALU-CUT* | Cut 10 *superfine* |
|---|---|---|---|---|---|---|---|---|
| **3 mm Shank-Ø d2** | | | | | | | | |
| KEL --- | **TCK 0303** | 3 | 3 | 12 | 43 | --- | 001 952 039 | --- |
| KEL --- | **TCK 0613** | 3 | 6 | 20 | 48 | --- | 001 952 184 | --- |
| | | | | | | | | |
| **6 mm Shank-Ø d2** | | | | | | | | |
| KEL --- | **TCK 0606** | 6 | 6 | 16 | 50 | 001 952 163 | 001 952 167 | --- |
| KEL 1020.06 | **TCK 1006** | 6 | 10 | 20 | 65 | 001 952 256 | 001 952 258 | --- |
| KEL 1225.06 | **TCK 1206** | 6* | 12,7 | 25 | 70 | 001 952 335 | 001 952 739 | --- |
| KEL 1230.06 | **TCK 1216** | 6* | 12,7 | 32 | 77 | 001 952 746 | 001 952 804 | --- |
| KEL 1630.06 | **TCK 1606** | 6* | 16 | 30 | 75 | 001 952 748 | 001 952 742 | --- |

***!*** *The carbide burrs marked with * are alternatively available with shank Ø 8 mm on request. (only cut 2, 3, 5 & 63).*
*All above dimensions + cuts of this head shape are alternatively available with coating on request. (Minimum purchase 10 pcs.)*
*Subject to technical changes.*

## **17** Carbide burrs TCL - Conical shape 60°

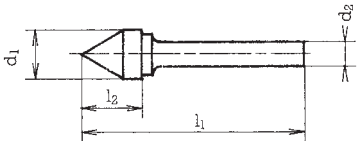


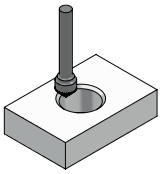

| Descr. according DIN 8033 | BIAX-Descr. | Ø Shank d2 mm | Ø Head d1 mm | Length Head l2 mm | Length total l1 mm | Cut 3 | Cut 5 | Cut 63 |
|---|---|---|---|---|---|---|---|---|
| **3 mm Shank-Ø d2** | | | | | | | | |
| KSJ --- | **TCL 0303** | 3 | 3 | 2,5 | 40 | --- | 001 952 041 | --- |
| **6 mm Shank-Ø d2** | | | | | | | | |
| KSJ 0605.06 | **TCL 0606** | 6 | 6 | 5 | 50 | 001 952 170 | 001 952 775 | 001 952 171 |
| KSJ 1013.06 | **TCL 1006** | 6 | 10 | 13 | 58 | 001 952 261 | 001 952 776 | 001 952 262 |
| KSJ --- | **TCL 1206** | 6* | 12 | 14 | 59 | 001 952 341 | 001 952 777 | 001 952 342 |
| KSJ 1613.06 | **TCL 1606** | 6* | 16 | 13 | 58 | 001 952 428 | 001 952 778 | 001 952 429 |

## Special BIAX-Cuts

| Descr. according DIN 8033 | BIAX-Descr. | Ø Shank d2 mm | Ø Head d1 mm | Length Head l2 mm | Length total l1 mm | Cut 2 | Cut 14 *ALU-CUT* | Cut 10 *superfine* |
|---|---|---|---|---|---|---|---|---|
| **3 mm Shank-Ø d2** | | | | | | | | |
| KSJ --- | **TCL** | 3 | 3 | 2,5 | 40 | --- | --- | --- |
| **6 mm Shank-Ø d2** | | | | | | | | |
| KSJ 0605.06 | **TCL 0606** | 6 | 6 | 5 | 50 | --- | 001 952 769 | --- |
| KSJ 1013.06 | **TCL 1006** | 6 | 10 | 13 | 58 | --- | 001 952 770 | --- |
| KSJ --- | **TCL 1206** | 6* | 12 | 14 | 59 | --- | 001 952 771 | --- |
| KSJ 1613.06 | **TCL 1606** | 6* | 16 | 13 | 58 | --- | 001 952 772 | --- |

***!*** *The carbide burrs marked with * are alternatively available with shank Ø 8 mm on request. (only cut 2, 3, 5 & 63).*
*All above dimensions + cuts of this head shape are alternatively available with coating on request. (Minimum purchase 10 pcs.)*
*Subject to technical changes.*

## **18** Carbide burrs TCM - Conical shape 90°



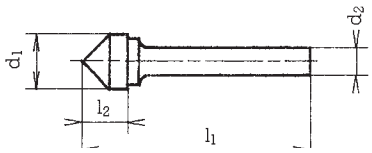


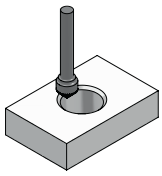

| Descr. according DIN 8033 | BIAX-Descr. | Ø Shank d2 mm | Ø Head d1 mm | Length Head l2 mm | Length total l1 mm | Cut 3 | Cut 5 | Cut 63 |
|---|---|---|---|---|---|---|---|---|
| **3 mm Shank-Ø d2** | | | | | | | | |
| KSK --- | **TCM 0303** | 3 | 3 | 2,5 | 40 | --- | 001 952 043 | --- |
| KSK --- | **TCM 1003** | 3 | 10 | 5 | 55 | --- | --- | 001 985 408 |
| **6 mm Shank-Ø d2** | | | | | | | | |
| KSK 0605.06 | **TCM 0606** | 6 | 6 | 5 | 50 | 001 952 174 | 001 952 175 | 001 952 176 |
| KSK 1010.06 | **TCM 1006** | 6 | 10 | 10 | 55 | 001 952 265 | 001 952 266 | 001 952 267 |
| KSK --- | **TCM 1206** | 6* | 12 | 14 | 59 | 001 952 345 | 001 952 346 | 001 952 347 |
| KSK 1613.06 | **TCM 1606** | 6* | 16 | 13 | 58 | 001 952 431 | 001 952 783 | 001 952 432 |

## Special BIAX-Cuts

| Descr. according DIN 8033 | BIAX-Descr. | Ø Shank d2 mm | Ø Head d1 mm | Length Head l2 mm | Length total l1 mm | Cut 2 | Cut 14 *ALU-CUT* | Cut 10 *superfine* |
|---|---|---|---|---|---|---|---|---|
| **3 mm Shank-Ø d2** | | | | | | | | |
| KSK --- | **TCM 0303** | 3 | 3 | 2,5 | 40 | --- | --- | --- |
| KSK --- | **TCM 1003** | 3 | 10 | 5 | 55 | --- | --- | --- |
| **6 mm Shank-Ø d2** | | | | | | | | |
| KSK 0605.06 | **TCM 0606** | 6 | 6 | 5 | 50 | 001 952 173 | --- | --- |
| KSK 1010.06 | **TCM 1006** | 6 | 10 | 10 | 55 | 001 952 264 | --- | --- |
| KSK --- | **TCM 1206** | 6* | 12 | 14 | 59 | 001 952 344 | 001 952 797 | --- |
| KSK 1613.06 | **TCM 1606** | 6* | 16 | 13 | 58 | 001 952 779 | --- | --- |

***!*** *The carbide burrs marked with * are alternatively available with shank Ø 8 mm on request. (only cut 2, 3, 5 & 63).*
*All above dimensions + cuts of this head shape are alternatively available with coating on request. (Minimum purchase 10 pcs.)*
*Subject to technical changes.*

## **19** Carbide burrs TCN - Conical shape, inverted

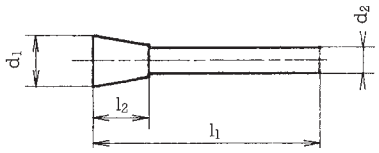


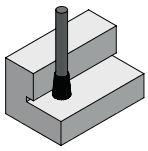

| Descr. according DIN 8033 | BIAX-Descr. | Ø Shank d2 mm | Ø Head d1 mm | Length Head l2 mm | Length total l1 mm | Cut 3 | Cut 5 | Cut 63 |
|---|---|---|---|---|---|---|---|---|
| **3 mm Shank-Ø d2** | | | | | | | | |
| WKN 0307.03 | **TCN 0303** | 3 | 3 | 7 | 40 | --- | 001 952 045 | 001 952 046 |
| WKN 0607.03 | **TCN 0603** | 3 | 6 | 7 | 37 | --- | 001 952 117 | 001 952 118 |
| **6 mm Shank-Ø d2** | | | | | | | | |
| WKN 0607.06 | **TCN 0606** | 6 | 6 | 7 | 50 | 001 952 177 | --- | 001 952 178 |
| WKN 1010.06 | **TCN 1006** | 6 | 10 | 10 | 55 | 001 952 791 | --- | 001 952 269 |
| WKN 1213.06 | **TCN 1206** | 6* | 12 | 13 | 58 | 001 952 792 | --- | 001 952 349 |
| WKN 1619.06 | **TCN 1606** | 6* | 16 | 19 | 64 | upon request | --- | upon request |

## Special BIAX-Cuts

| Descr. according DIN 8033 | BIAX-Descr. | Ø Shank d2 mm | Ø Head d1 mm | Length Head l2 mm | Length total l1 mm | Cut 2 | Cut 14 *ALU-CUT* | Cut 10 *superfine* |
|---|---|---|---|---|---|---|---|---|
| **3 mm Shank-Ø d2** | | | | | | | | |
| WKN 0307.03 | **TCN 0303** | 3 | 3 | 7 | 40 | --- | --- | --- |
| WKN 0607.03 | **TCN 0603** | 3 | 6 | 7 | 37 | --- | --- | --- |
| **6 mm Shank-Ø d2** | | | | | | | | |
| WKN 0607.06 | **TCN 0606** | 6 | 6 | 7 | 50 | --- | 001 952 788 | --- |
| WKN 1010.06 | **TCN 1006** | 6 | 10 | 10 | 55 | --- | 001 952 789 | --- |
| WKN 1213.06 | **TCN 1206** | 6* | 12 | 13 | 58 | --- | 001 952 790 | --- |

## **20** Carbide burrs TCO - Deburring shape

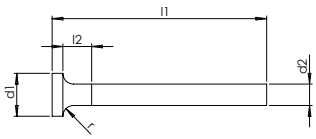


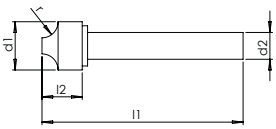


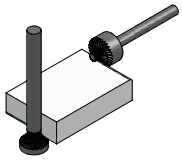

| Descr. according DIN 8033 | BIAX-Descr. | Shape | Radius r in mm | Ø Shank d2 in mm | Ø Head d1 in mm | Length Head l2 in mm | Length total l1 in mm | Cut 3 |
|---|---|---|---|---|---|---|---|---|
| **6 mm Shank-Ø d2** | | | | | | | | |
| --- | **TCO 1006-3** | Forward deburrer (outside) | 8 | 6 | 2 to 10 | 15 | 55 | 001 952 477 |
| --- | **TCO 1206-3** | | 8 | 6 | 6 to 12 | 25 | 65 | 001 952 479 |
| --- | **TCO 1306-3** | | 10 | 6 | 3 to 13 | 15 | 55 | 001 952 480 |
| **8 mm Shank-Ø d2** | | | | | | | | |
| --- | **TCO 1608-3** | Reverse deburrer (inside) | 6 | 8 | 8 to 16 | 18 | 120 | 001 952 481 |
| --- | **TCO 1808-3** | | 8 | 8 | 8 to 18 | 18 | 120 | 001 952 482 |
| --- | **TCO 2208-3** | | 10 | 8 | 8 to 22 | 18 | 120 | 001 952 483 |

***!*** *The carbide burrs marked with * are alternatively available with shank Ø 8 mm on request. (only cut 2, 3, 5 & 63).*
*All above dimensions + cuts of this head shape are alternatively available with coating on request. (Minimum purchase 10 pcs.)*
*Subject to technical changes.*

## 21 Solid carbide burrs for contour deburring machines

| Pic. | Order-No. | Ø Shank d2 mm | Ø Head d1 mm | Ø Bearing | No. of tooths | Bevel angle | Guide stop | Material to be processed |
|---|---|---|---|---|---|---|---|---|
| 1 | **001 985 403** | 6 | 6 | 5,5 | 3 Teeth | 45° | with plastic sleeve | Universal use |
| 2 | **001 985 404** | 6 | 6 | 5,5 | 5 Teeth | 45° | with plastic sleeve | Universal use |
| 3 | **001 985 405** | 6 | 10 | without | 12 Teeth | 45° | without guide | Universal use |
| 4 | **001 985 406** | 6 | 6 | 3 | 3 Teeth | 45° | with ball bearing guide + plastic sleeve | Universal use |
| 5 | **001 985 407** | 6 | 10 | 5 | 6 Teeth | 45° | with ball bearing guide | Universal use |

Pic. 1 - 001 985 403

Pic. 2 - 001 985 404

Pic. 3 - 001 985 405

Pic. 4 - 001 985 406

Pic. 5 - 001 985 407

! *Subject to technical changes.*

## 22 Special burrs

**The following table is a guideline for the maximum length of the long shaft burrs with respect to the head diameter d1.**

| Ø Shank mm | Shank-length max. mm | Ø Head mm | Exceptions |
|---|---|---|---|
| 3 | 48 | 4-6 | --- |
| 6 | 180 | 8-16 | x |
| 6 | 250 | 8-10 | x |
| 8 | 80 | ab Ø 12 | --- |
| 8 | 100 | 10-14 | --- |

x = TCD Ø 20mm / TCD Ø 14mm / TCE Ø 12mm / TCF Ø 12mm

**To calculate the maximum overall length l1 add the maximum shaft length to the head length l2.**

- All special versions are available upon request in accordance with the maximum lengths stated above.
- If the raw material is available in stock, the delivery time is approximately 4-6 weeks.
- Minimum order quantity = 25 pieces.
- For special versions we reserve the right to over deliver and under deliver by 10% (minimum of 1 piece in each case).
- Please note that the concentricity accuracy can not be guaranteed for overlengths.
- We recommend lowering the speed for overlengths.

! ***Observe safety instructions!***

**Risk of kinking**
When using long shafts, it is essential to use a lower rotational speed for safety reasons. Otherwise, there is a risk of the shafts kinking.

# **23** Cut 63 PERFORMANCE

| head-shape | Descr. according DIN 8033 | BIAX-Descr. | Ø Shank d2 mm | Ø Head d1 mm | Length Head l2 mm | Length total l1 mm | Cut 63 PERFORMANCE |
|---|---|---|---|---|---|---|---|
| **3 mm Shank-Ø d2** | | | | | | | |
| Cylindrical shape | ZYA 0313.03 | **TCA 0303** | 3 | 13 | 13 | 40 | 001 952 880 |
| | ZYA 0410.03 | **TCA 0403** | 3 | 10 | 10 | 40 | 001 952 881 |
| | ZYA 0613.03 | **TCA 0603** | 3 | 13 | 13 | 43 | 001 952 882 |
| Ball shape | KUD 0302.03 | **TCD 0303** | 3 | 2,8 | 2,8 | 40 | 001 952 886 |
| | KUD 0403.03 | **TCD 0403** | 3 | 3,5 | 3,5 | 34 | 001 952 887 |
| | KUD 0605.03 | **TCD 0603** | 3 | 5 | 5 | 39 | 001 952 888 |
| Arch shape, pointed nose | SPG 0313.03 | **TCH 0313** | 3 | 13 | 13 | 40 | 001 952 892 |
| | SPG 0613.03 | **TCH 0603** | 3 | 13 | 13 | 43 | 001 952 893 |
| Conical shape, pointed nose | SKM 0310.03 | **TCI 0303** | 3 | 10 | 10 | 43 | 001 952 897 |
| | SKM 0613.03 | **TCI 0603** | 3 | 13 | 13 | 43 | 001 952 898 |
| **6 mm Shank-Ø d2** | | | | | | | |
| Cylindrical shape | ZYA 0416.06 | **TCA 0406** | 6 | 4 | 16 | 50 | 001 952 883 |
| | ZYA 0616.06 | **TCA 0606** | 6 | 6 | 16 | 50 | 001 952 884 |
| | ZYA 0820.06 | **TCA 0806** | 6 | 8 | 20 | 65 | 001 952 885 |
| Cylindrical shape, round nose | WRC 1020.06 | **TCC 1006** | 6 | 10 | 20 | 65 | 001 952 941 |
| | WRC 1225.06 | **TCC 1206** | 6 | 12,7 | 25 | 70 | 001 952 940 |
| Ball shape | KUD 0403.06 | **TCD 0406** | 6 | 4 | 3,5 | 50 | 001 952 889 |
| | KUD 0605.06 | **TCD 0606** | 6 | 6 | 5 | 50 | 001 952 890 |
| | KUD 0807.06 | **TCD 0806** | 6 | 8 | 6,5 | 51 | 001 952 891 |
| Arch shape, round nose | RBF 1020.06 | **TCG 1006** | 6 | 10 | 20 | 65 | 001 952 939 |
| | RBF 1225.06 | **TCG 1216** | 6 | 12,7 | 25 | 70 | 001 952 938 |
| Arch shape, pointed nose | SPG --- | **TCH 0406** | 6 | 4 | 13 | 50 | 001 952 894 |
| | SPG 0616.06 | **TCH 0606** | 6 | 6 | 16 | 60 | 001 952 895 |
| | SPG --- | **TCH 0806** | 6 | 8 | 18 | 63 | 001 952 896 |
| Conical shape, pointed nose | SKM 0616.06 | **TCI 0606** | 6 | 6 | 16 | 50 | 001 952 899 |

***!*** *All above-mentioned dimensions + cuts of this head-shape are available upon request. (Minimum order quantity 10 pcs.)*
*Subject to technical changes.*

## **24** Cut 14 PERFORMANCE

| head-shape | Descr. according DIN 8033 | BIAX-Descr. | Ø Shank d2 mm | Ø Head d1 mm | Length Head l2 mm | Length total l1 mm | Cut 14 ALU-CUT PERFORMANCE |
|---|---|---|---|---|---|---|---|
| **3 mm Shank-Ø d2** | | | | | | | |
| Cylindrical shape | ZYA 0313.03 | **TCA 0303** | 3 | 3 | 13 | 40 | 001 952 853 |
| | ZYA 0410.03 | **TCA 0403** | 3 | 4 | 10 | 40 | 001 952 854 |
| | ZYA 0613.03 | **TCA 0613** | 3 | 6 | 13 | 43 | 001 952 855 |
| Ball shape | KUD 0302.03 | **TCD 0303** | 3 | 3 | 2,5 | 38 | 001 952 859 |
| | KUD 0403.03 | **TCD 0403** | 3 | 4 | 3,5 | 34 | 001 952 860 |
| | KUD 0605.03 | **TCD 0603** | 3 | 6 | 5 | 39 | 001 952 861 |
| Arch shape, pointed nose | SPG 0313.03 | **TCH 0313** | 3 | 3 | 12,7 | 38 | 001 952 865 |
| | SPG 0613.03 | **TCH 0603** | 3 | 6 | 13 | 43 | 001 952 866 |
| Conical shape, pointed nose | SKM 0310.03 | **TCI 0303** | 3 | 3 | 11 | 38 | 001 952 870 |
| | SKM 0613.03 | **TCI 0603** | 3 | 6 | 13 | 43 | 001 952 871 |
| **6 mm Shank-Ø d2** | | | | | | | |
| Cylindrical shape | ZYA 0416.06 | **TCA 0406** | 6 | 4 | 16 | 50 | 001 952 856 |
| | ZYA 0616.06 | **TCA 0606** | 6 | 6 | 16 | 50 | 001 952 857 |
| | ZYA 0820.06 | **TCA 0806** | 6 | 8 | 20 | 65 | 001 952 858 |
| Ball shape | KUD 0403.06 | **TCD 0406** | 6 | 4 | 3,5 | 50 | 001 952 862 |
| | KUD 0605.06 | **TCD 0606** | 6 | 6 | 5 | 50 | 001 952 863 |
| | KUD 0807.06 | **TCD 0806** | 6 | 8 | 6,5 | 51 | 001 952 864 |
| Arch shape, pointed nose | SPG --- | **TCH 0406** | 6 | 4 | 13 | 50 | 001 952 867 |
| | SPG 0616.06 | **TCH 0606** | 6 | 6 | 16 | 60 | 001 952 868 |
| | SPG --- | **TCH 0806** | 6 | 8 | 18 | 63 | 001 952 869 |
| Conical shape, pointed nose | SKM 0616.06 | **TCI 0606** | 6 | 6 | 16 | 50 | 001 952 872 |

## **25** Cut 16 - Composite

| Descr. according DIN 8033 | BIAX-Descr. | Ø Shank d2 mm | Ø Head d1 mm | Length Head l2 mm | Length total l1 mm | Cut 16 Composite |
|---|---|---|---|---|---|---|
| **3 mm Shank-Ø d2** | | | | | | |
| similar ZYA | **TCP 0303** | 3 | 3 | 13 | 43 | 001 952 874 |
| similar ZYA | **TCP 0403** | 3 | 4 | 6 | 36 | 001 952 875 |
| similar ZYA | **TCP 0603** | 3 | 6 | 13 | 43 | 001 952 876 |
| **6 mm Shank-Ø d2** | | | | | | |
| similar ZYA | **TCP 0406** | 6 | 4 | 13 | 53 | 001 952 877 |
| similar ZYA | **TCP 0606** | 6 | 6 | 16 | 56 | 001 952 878 |
| similar ZYA | **TCP 0806** | 6 | 8 | 20 | 60 | 001 952 879 |

***!*** *Subject to technical changes.*

# 26 Rotary burrs sets

With the rotary burr sets, you always have the **right burr ready for different tasks**. In addition, these **sets are significantly cheaper than buying the burrs individuall**y, making them the perfect option for **trying out different types of burrs**.

**Rotary burr set „FINE“ shank-Ø 3 mm** **Bestell-Nr. SET: 300 000 001**

*recommended Speed: 45.000 - 100.000 rpm // max. Speed: 100.000 rpm*

| consisting of 1 pcs. each | Cut | Ø Shank d2 in mm | Order-No. for single burr |
|---|---|---|---|
| TCA 0303* | 5 (Fine Single Cut) | 3 | 001 952 010 |
| TCC 0303* | 5 (Fine Single Cut) | 3 | 001 952 017 |
| TCD 0303* | 5 (Fine Single Cut) | 3 | 001 952 020 |
| TCF 0303* | 5 (Fine Single Cut) | 3 | 001 952 026 |
| TCH 0303* | 5 (Fine Single Cut) | 3 | 001 952 033 |
| TCI 0303* | 5 (Fine Single Cut) | 3 | 001 952 037 |


**Rotary burr set „UNIVERSAL“ shank-Ø 3 mm** **Bestell-Nr. SET: 300 000 002**

*recommended Speed: 45.000 - 100.000 rpm // max. Speed: 100.000 rpm*

| consisting of 1 pcs. each | Cut | Ø Shank d2 in mm | Order-No. for single burr |
|---|---|---|---|
| TCA 0303* | 63 (Cross Cut) | 3 | 001 952 011 |
| TCC 0303* | 63 (Cross Cut) | 3 | 001 952 018 |
| TCD 0303* | 63 (Cross Cut) | 3 | 001 952 021 |
| TCF 0303* | 63 (Cross Cut) | 3 | 001 952 027 |
| TCH 0303* | 63 (Cross Cut) | 3 | 001 952 035 |
| TCI 0303* | 63 (Cross Cut) | 3 | 001 952 038 |


**Rotary burr set „ALUMINIUM“ shank-Ø 3 mm** **Bestell-Nr. SET: 300 000 003**

*recommended Speed: 45.000 - 100.000 rpm // max. Speed: 100.000 rpm*

| consisting of 1 pcs. each | Cut | Ø Shank d2 in mm | Order-No. for single burr |
|---|---|---|---|
| TCA 0303* | 14 (Alu Cut S) | 3 | 001 952 497 |
| TCC 0303* | 14 (Alu Cut S) | 3 | 001 952 554 |
| TCD 0303* | 14 (Alu Cut S) | 3 | 001 952 590 |
| TCF 0303* | 14 (Alu Cut S) | 3 | 001 952 635 |
| TCH 0303* | 14 (Alu Cut S) | 3 | 001 952 699 |
| TCI 0303* | 14 (Alu Cut S) | 3 | 001 952 723 |


***!*** **Dimensions see respective product page in the front section of the catalog*
*Subject to technical changes.*

## Rotary burr set „FINE“ shank-Ø 6 mm — Bestell-Nr. SET: 300 000 004

*recommended Speed: 30.000 - 60.000 rpm // max. Speed: 60.000 rpm*

| consisting of 1 pcs. each | Cut | Ø Shank d2 in mm | Order-No. for single burr |
|---|---|---|---|
| TCA 0606* | 5 (Fine Single Cut) | 6 | 001 952 121 |
| TCC 0606* | 5 (Fine Single Cut) | 6 | 001 952 132 |
| TCD 0606* | 5 (Fine Single Cut) | 6 | 001 952 136 |
| TCF 0606* | 5 (Fine Single Cut) | 6 | 001 952 143 |
| TCH 0606* | 5 (Fine Single Cut) | 6 | 001 952 153 |
| TCI 0606* | 5 (Fine Single Cut) | 6 | 001 952 160 |

## Rotary burr set „UNIVERSAL“ shank-Ø 6 mm — Bestell-Nr. SET: 300 000 005

*recommended Speed: 30.000 - 60.000 rpm // max. Speed: 60.000 rpm*

| consisting of 1 pcs. each | Cut | Ø Shank d2 in mm | Order-No. for single burr |
|---|---|---|---|
| TCA 0606* | 63 (Cross Cut) | 6 | 001 952 122 |
| TCC 0606* | 63 (Cross Cut) | 6 | 001 952 133 |
| TCD 0606* | 63 (Cross Cut) | 6 | 001 952 137 |
| TCF 0606* | 63 (Cross Cut) | 6 | 001 952 144 |
| TCH 0606* | 63 (Cross Cut) | 6 | 001 952 156 |
| TCI 0606* | 63 (Cross Cut) | 6 | 001 952 161 |

## Rotary burr set „ALUMINIUM“ shank-Ø 6 mm — Bestell-Nr. SET: 300 000 006

*recommended Speed: 30.000 - 60.000 rpm // max. Speed: 60.000 rpm*

| consisting of 1 pcs. each | Cut | Ø Shank d2 in mm | Order-No. for single burr |
|---|---|---|---|
| TCA 0606* | 14 (Alu Cut S) | 6 | 001 952 504 |
| TCC 0606* | 14 (Alu Cut S) | 6 | 001 952 558 |
| TCD 0606* | 14 (Alu Cut S) | 6 | 001 952 595 |
| TCF 0606* | 14 (Alu Cut S) | 6 | 001 952 637 |
| TCH 0606* | 14 (Alu Cut S) | 6 | 001 952 691 |
| TCI 0606* | 14 (Alu Cut S) | 6 | 001 952 726 |

***!*** **Dimensions see respective product page in the front section of the catalog*
*Subject to technical changes.*

MADE IN GERMANY

Druckluftwerkzeuge
Pneumatic Tools
Outils pneumatiques

Schmid & Wezel GmbH (Werk Maulbronn)

Maybachstr. 2
D-75433 Maulbronn
Tel +49 70 43 / 102 - 0
Fax +49 70 43 / 102 - 78
biax-verkauf@biax.de
www.biax.de

Schaber
Scrapers
Grattoirs
Druckluftwerkzeuge
Pneumatic Tools
Outils pneumatiques

BIAX-Maschinen GmbH

Tonwerkstraße 10
CH-8240 Thayngen
Telefon +41 52 674-0660
info@biax.ch
www.biax-schweiz.ch

Biegsame Wellen
Flexible Shafts
Machines à arbre flexible

Schmid & Wezel GmbH (Werk Hilsbach)

Breite Str. 38
D-74889 Sinsheim-Hilsbach
Tel +49 72 60 / 91 33 - 0
Fax +49 72 60 / 91 33 - 25
flexwellen@biax.de
www.biax-flexwellen.de

Fleischereimaschinen
Meat Processing Machines
Machines pour l´industrie
de la viande

Schmid & Wezel GmbH (Werk Maulbronn)

Maybachstr. 2
D-75433 Maulbronn
Tel +49 70 43 / 102 - 0
Fax +49 70 43 / 102 - 78
efa-verkauf@efa-germany.de
www.efa-germany.de

Vertriebsgesellschaft Italien
Distribution company Italy
Société de distribution en
Italie

BIAX Italia S.R.L.

Via Gustavo Fara 26
I-20124 Milano
Telefon +39 464-43 31 24
Mobil +39 344-08 08 689
biaxitalia@biaxitalia.com
www.biaxitalia.com

Catalog Order No.: 001 580 647
1. edition - 08/2023